

## Industrial Pumps

# 1 SERIES

Oil-filled, Direct Drive



### Applications

- Water transfer or recirculation, and water displays

### Features

- 1/150 HP oil-filled, direct drive motor
- Designed for continuous duty, submersible use only
- Epoxy-coated cast aluminum housing and cover
- Polypropylene volute and elbow
- Nitrile shaft seal
- Polyethylene screen
- IP 68

### Series Specifications

**Capacity:** 13 LPM @ .31 m (501038);  
13 LPM @ .31 m (501016)

**Intake:** Smooth

**Electrical:** 230V, 50Hz, 0.5A, 52W (501038);  
230V, 50/60Hz, 0.6A, 70W (501016)

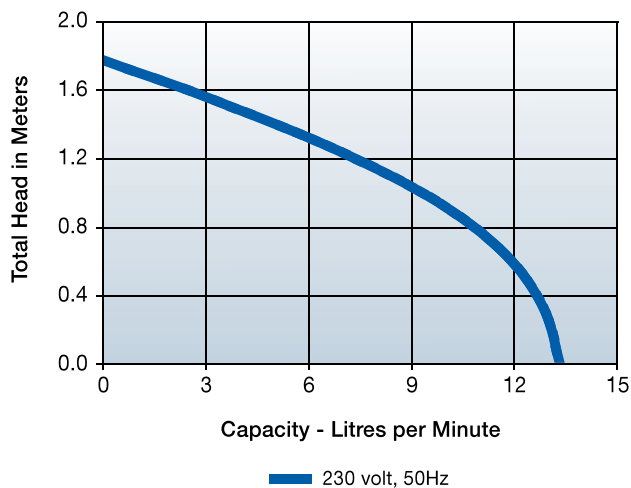
**Shut Off:** 1.89 m (501038);  
2.26 m (501016)

**Discharge:** 1/4" MNPT (6 mm)

### Model Characteristics

Item #	Model	Volts	Cord	Weight (Kg.)	Bar	List/Cert.
501038	1	230	3 m	1.81	0.19	CE
501016	1-Y	230	3.66 m	1.73	0.23	UR

### Performance Curves



# 2 SERIES

Oil-filled, Direct Drive



### Applications

- Submersible, water transfer or recirculation, water displays and air conditioning

### Features

- 1/40 HP oil-filled motor
- Epoxy-coated cast aluminum housing and cover
- Nylon volute
- Nitrile shaft seal
- Polypropylene screen
- IP 68

### Series Specifications

**Capacity:** 19 LPM @ .31 m (502116, 502216);  
18 LPM @ .31 m (502038)

**Electrical:** 230V, 50Hz, 0.6A, 71W (502038);  
230V, 50/60Hz, 0.9A, 100W (502216)

**Shut Off:** 3.6 m (502216);  
2.77 m (502038)

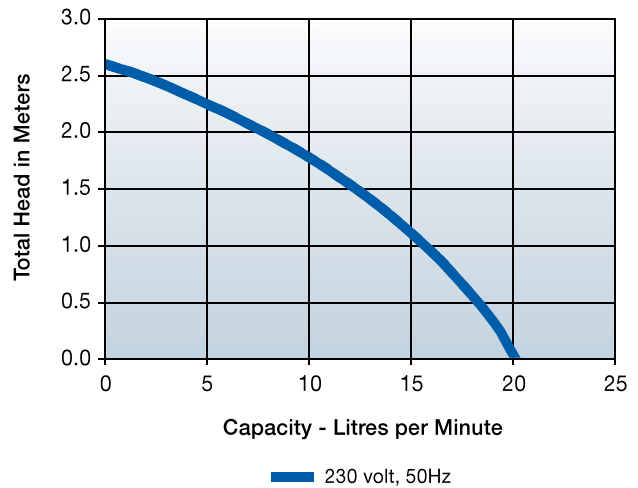
**Discharge:** 1/4" MNPT (6 mm)

**Intake:** 3/8" FNPT (10 mm)

### Model Characteristics

Item #	Model	Volts	Cord	Weight (Kg.)	Bar	List/Cert.
502038	2E-38N	230	3 m	2.26	0.28	CE
502216	2E-38NY	230	3.66 m	2.34	0.36	UR/C-CSA

### Performance Curves 2E-38N



## Industrial Pumps

# 3 SERIES

Oil-filled, Direct Drive



### Applications

- Submersed or in-line use, water transfer or recirculation, water displays, air conditioning and machine tool coolants

### Features

- 1/15 HP oil-filled, heavy-duty motor
- Epoxy-coated cast aluminum housing and cover
- Nylon volute
- Aluminum backplate
- Viton® shaft seal
- Polypropylene screen
- IP 68

### Series Specifications

**Capacity:** 32 LPM @ .31 m (503038);  
38 LPM @ .31 m (503216)

**Shut Off:** 5.27 m (503038);  
6.4 m (503216)

**Discharge:** 1/2" MNPT (13 mm)

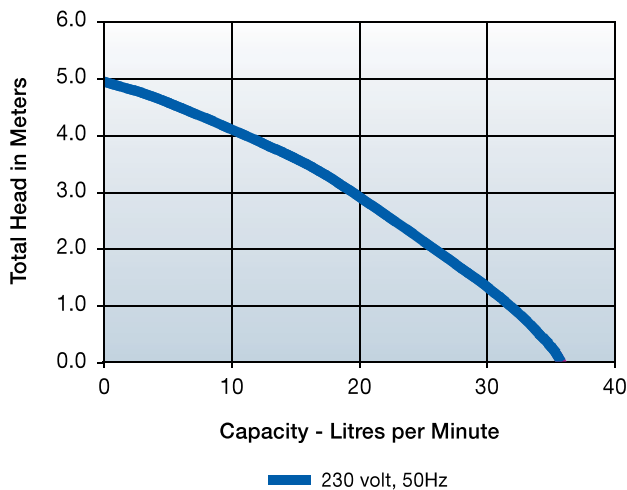
**Intake:** 1/2" FNPT (13 mm)

**Electrical:** 230V, 50Hz, 1.3A, 166W (503038);  
230V, 50/60Hz, 1.7A, 200W (503216)

### Model Characteristics

Item #	Model	Volts	Cord	Weight (Kg.)	Bar	List/Cert.
503038	3E-12N	230	3 m	4	0.53	CE
503216	3E-12NRY	230	3.66 m	3.85	0.64	UR

### Performance Curves 3E-12N



# 4 SERIES

Oil-filled, Direct Drive



### Applications

- Submersible only, water transfer or recirculation, water displays, air conditioning and machine tool coolants

### Features

- 1/12 HP oil-filled motor
- Epoxy-coated cast aluminum housing and cover
- Nylon volute
- Aluminum backplate
- Viton® shaft seal
- IP 68

### Series Specifications

**Capacity:** 41 LPM @ .31 m

**Shut Off:** 5.6 m

**Discharge:** 1/2" MNPT (13 mm)

**Intake:** 3/4" FNPT (19 mm)

**Electrical:** 230V, 50/60Hz, 1.8A, 210W

### Model Characteristics

Item #	Model	Volts	Cord	Weight (Kg.)	Bar	List/Cert.
504216	4E-34NRY	230	3.66 m	3.85	0.75	UR

### Performance Curves

